

INSTRUCTION SHEET

USB/RJ45 Relay Port for CW1X/CW4X series

Confirm that the delivered product is what you have ordered. Read this instruction sheet to make sure of correct operation. Make sure that the instruction sheet is kept by the end user.

SAFETY NOTE

In this operation instruction sheet, safety precautions are categorized in order of importance to Warning and Caution :

WARNING

Warning notices are used to emphasize that improper operation may cause severe personal injury or death.

CAUTION

Caution notices are used where inattention might cause personal injury or damage to equipment.

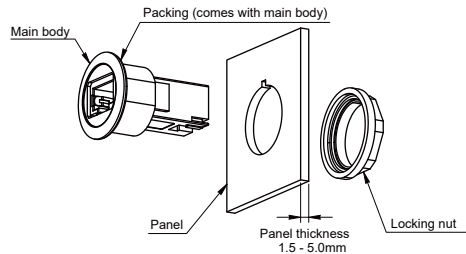
CAUTION

CW1X and CX4X should be treated as industrial waste when disposing.

1 Item List

Item	Mold color	Cable length	Type No.
USB Relay port	Silver	1.0m	CW4X-USB20-1M
	Black	1.0m	CW1X-USB20-1M
RJ45 Relay port	Silver	—	CW4X-RJ45
	Black	—	CW1X-RJ45
Rubber cap	—	—	CW9Z-D1X1
Plastic cover	—	—	CW9Z-D1X2

2 Installation



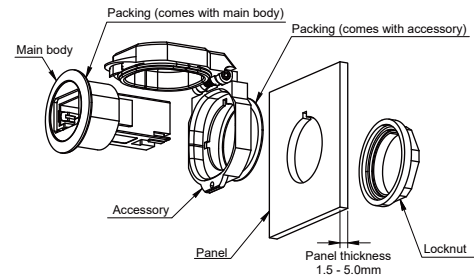
- Insert the product into panel hole from the front side of the panel. Then fasten with lock nut from the front side of the panel.
- Use universal wrench (width across flats: 24mm) and fastening torque should be between 1.2 and 1.5 N.m. Be sure to keep the force when fastening. If the force is more than the recommended one, it may cause the damage to the product.

CAUTION

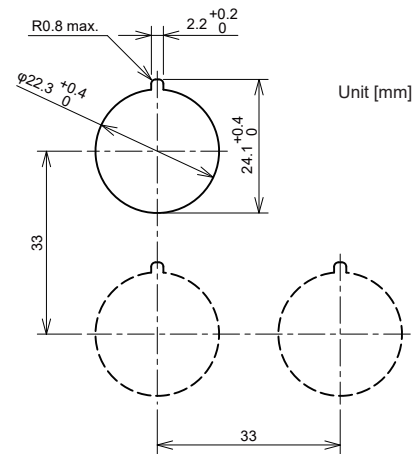
- Turn off the power before starting any installation, de-installation, wiring work, and/or maintenance operation.

3 Be Careful of the Following

- Rubber cap (CW9Z-D1X1) and plastic cover (CW9Z-D1X2) can be used only with CW series relay port (CW1X/CW4X). Be sure not to use them with other models.
- Firmly push lid for cap/cover. If the lid is not closed tightly, the protection structure may not be kept.
- Be sure to install the packing in front of and behind the cover.



4 Mounting hole machining diagram / Minimum mounting pitch



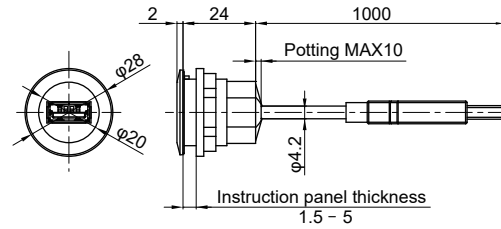
CAUTION

- No waterproof performance guaranteed if the dimensions are different from the above.

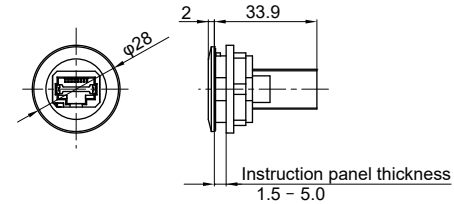
5 External Dimensions

Unit [mm]

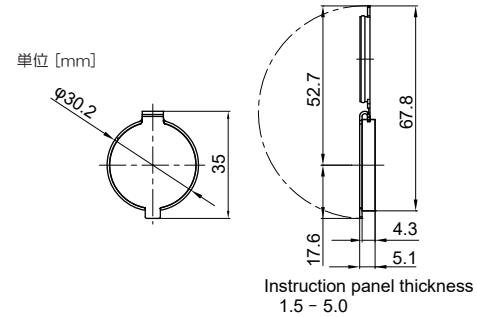
- USB2.0 Relay port



- RJ45 Relay port



- Rubber cap



- Plastic cover

