



Product Service

CERTIFICATE

No. B 013332 0257 Rev. 02

Holder of Certificate: IDEC CORPORATION

2-6-64 Nishimiyahara, Yodogawa-Ku
Osaka
532-0004 JAPAN

Certification Mark:



Product:

**Switches
Safety Door Interlock Switch**

The product was tested on a voluntary basis and complies with the essential requirements. The certification mark shown above can be affixed on the product. It is not permitted to alter the certification mark in any way. In addition, the certification holder must not transfer the certificate to third parties. This certificate is valid until the listed date, unless it is cancelled earlier. All applicable requirements of the testing and certification regulations of TÜV SÜD Group have to be complied. For details see: www.tuvsud.com/ps-cert

Test report no.: 73582418-07

Valid until: 2026-10-17

Date, 2021-10-18

(Shigehisa Ishikawa)

CERTIFICATE

No. B 013332 0257 Rev. 02

Model(s): HS5L series

Nomenclature:

HS5L - K VA 4 4 L 01 M - G 1 - 2A - xxxxx
 I II III IV V VI VII VIII IX X XI XII

I. Basic Model Designation:




HS5L: HS5L series


II. Interlock-key-operator:

Blank: Not mounted

K: Mounted (solenoid may not be incorporated)

III. Function:

Contact Configuration	Door closing & Locking 	Door Closing 	Door Opening	Locking 	Unlocking
A	1	0	1	0	1
B	1	0	1	1	0
C	1	1	0	0	1
D	1	1	0	1	0
F	1	2	0	0	0
G	1	1	1	0	0
H	1	0	0	2	0
J	1	0	0	1	1
DD	2	0	0	0	0
VA	0	1	1	1	1
VB	0	1	1	2	0
VC	0	2	0	1	1
VD	0	2	0	2	0
VF	0	3	0	1	0
VG	0	2	1	1	0
VH	0	1	0	3	0
VJ	0	1	0	2	1
VW	0	0	1	3	0
VX	0	0	1	2	1
TA	0	0	1	1	1
TB	0	0	1	2	0
TC	0	1	0	1	1
TD	0	1	0	2	0
TF	0	2	0	1	0
TG	0	1	1	1	0
TH	0	0	0	3	0
TJ	0	0	0	2	1
XA	0	0	1	0	1
XB	0	0	1	1	0
XC	0	1	0	0	1
XD	0	1	0	1	0
XF	0	2	0	0	0
XG	0	1	1	0	0
XH	0	0	0	2	0
XJ	0	0	0	1	1

All contacts have direct opening action mechanism () independently.



CERTIFICATE

No. B 013332 0257 Rev. 02

IV. Operational Voltage for Solenoid:


Blank: Solenoid not incorporated (for HS5L-K type)
4: Spring lock / 24 Vdc solenoid release
7Y: 24 Vdc solenoid lock / Spring release

V. Rated Voltage for Pilot Light:

0: Without pilot light
4: 24 Vdc

VI. With / Without Escape Release Function (on the reverse side of body):

Blank: Without function

L: With escape release button which has direct opening action mechanism () for
“Door closing & Locking contacts” and “Locking contacts”

VII. Cable Length:

Blank: Without Cable *1
01 to 99: 1 m to 99 m

VIII. Conduit Type:

Blank: Exclusive Conduit *1
M: M20 Conduit
SM: Long cover with M20 Conduit *2
SG: Long cover with G1/2 Conduit *2
SP: Long cover with PG13.5 Conduit *2
SR: Long cover with cable and M20 Conduit on the right side *3
SL: Long cover with cable and M20 Conduit on the left side *3

IX. Color of Pilot Light:

Blank: Without pilot light
G: Green
R: Red
A: Amber
Y: Yellow

X. Mounting Direction of Head:

Blank: Front
1: Right
2: Rear
3: Left

XI. Suffixes for interlock-key-operator type of item(II) (may be followed):

XI-1. Key Maintained Position
2: 2-position
XI-2. Key Removable/Unremovable Position
A: Removable in all position
B: Unremovable in right position
C: Unremovable in left position
XI-3. Key No.
Alphanumeric character(s)

XII. Manufacturer Control Numbers or Minor Variation (Optional):

Alphanumeric character(s) may be included hyphens
e.g.
Connector certified by UL/CSA/EN is optionally mounted

*1: In the case that both VII "Cable Length" and VIII "Conduit Type" in Nomenclature are chosen "Blank", any covers and cables are not provided.

*2: In the case VIII "Conduit Type" in Nomenclature is chosen "SM", "SG" or "SP", VII "Cable Length" in Nomenclature is limited to "Blank".

*3: In the case VIII "Conduit Type" in Nomenclature is chosen "SR" or "SL", VII "Cable Length" in Nomenclature is limited to "01 to 99".

CERTIFICATE

No. B 013332 0257 Rev. 02

Accessory - Cover	
HS9Z-CV5LM	Cover with M20 Conduit
HS9Z-CV5LE	Cover with Exclusive Conduit
HS9Z-CV5LSM	Long Cover with M20 Conduit
HS9Z-CV5LSG	Long Cover with G1/2 Conduit
HS9Z-CV5LSP	Long Cover with PG13.5 Conduit
HS9Z-TG5x - xxxxxx (1) (2)	Physical Obstruction in accordance with clause 7.2 of EN ISO 14119 (1). Direction of Actuator Entry slot T: for Top F: for Front (2). Manufacturer Control Numbers (Optional) X: Additional letter(s) and/or number(s) may be included hyphens

Parameters:

AC:	250 VAC / 0.75 A, 50 / 60 Hz (AC-15)
DC:	30 VDC / 2.3 A (DC-13)
Conventional free air thermal current:	2.5 A
Rated Voltage of Solenoid:	24 VDC
Rated Insulation voltage:	250 V
Rated impulse withstand voltage:	2.5 kV (between same polarity) 2.5 kV (between opposite polarity) 2.5 kV (between main circuits (contacts) and solenoid/pilot lump circuits) 4.0 kV (between main circuits (contacts) and outside of enclosure) 0.5 kV (between solenoid/pilot lump circuits and outside of enclosure)
Protection class:	II
Protection degree:	IP67 (with appropriate conduit) / IP65 (Model HS5L-K)
Pollution degree:	3 (internal 2)
Overvoltage category:	II
Conditional short circuit current:	50 A
Mechanical durability:	2,000,000 cycles
Mechanical durability:	100,000 key turn operations (Model HS5L-K)
Electrical durability:	100,000 cycles
Ambient Temperature Range:	-25 to 55 °C / +70°C (Model HS5L-K solenoid not incorporated type)

Tested according to: EN 60947-5-1:2017
GS-ET-19:2019